
Redistricting Committee Meeting

April 24, 2008

Joshua P. Starr, Ed.D.
Superintendent of Schools



Stamford Public Schools

EXCELLENCE IS THE POINT.

Agenda



Stamford Public Schools

EXCELLENCE IS THE POINT.

- Review current status
- Review proposal to move Rogers to EMS
 - Review context and history
- Consider possible scenarios for Rogers
- Compare scenarios
- Consider options
- Board Q & A

Redistricting Criteria/Evaluating Redistricting Scenarios



- Balance schools:
 - within +/- 10% of new metric (i.e. 48% disadvantaged).
 - enrollment by building capacity.
- Increase walkers.
- Decrease the length of bus rides and the number of bus riders.
- Minimize fiscal impact.
- Maintain school feeder patterns.
- Minimize disruption of students/families.



State and City-Approved Environmental Interdistrict Magnet School Plan

- The Environmental Interdistrict Magnet School (EMS) will open grades PreK, Kindergarten and Grade 1 in 2009, and Grade 6 in 2010.
- Each grade will accommodate 60 students from Stamford and surrounding districts.
- Three-classroom model of 20 students each, except for Kindergarten and PreK with four classes of 15 each.
- 70% of student population from Stamford and 30% of students from other towns in Southern Fairfield County.

Environmental Magnet School

September 2009	Open Grades PreK, Kindergarten and Grade 1
September 2010	Open Grades 2 and Grade 6
September 2011	Open Grades 3 and Grade 7
September 2012	Open Grades 4 and Grade 8
September 2013	Open Grade 5

Proposal to Close Toquam



- Funding a 21st school in September of 2009
- Flat enrollment projections
- Toquam was proposed for closure due to:
 - ❑ small student population (<500)
 - ❑ few walkers (<15%)
 - ❑ the minimal number of students that would need to be redistricted since it is a magnet
 - ❑ the improved student balance that would result at area schools

What Has the Redistricting Committee Considered?



Four Scenarios:

- ❑ Closing Toquam and redistributing students immediately in 2009.
- ❑ Moving students from Toquam into the EMS building until all students have graduated.
- ❑ Relocating Toquam students and enrolling them in the Environmental Magnet School program.

Where Are We Today?



Stamford Public Schools

EXCELLENCE IS THE POINT.

- \$2.8 million in FFE funding removed from the 2008-09 capital budget.
- Conversations with the State regarding potential changes to the EMS.
- Need to reexamine the possibility of transitioning another school into the new Environmental Interdistrict Magnet School.

Possible Rogers' Transition to EMS



Proposed Transition Steps:

- Relocate Rogers' students and staff to the EMS site in Sept. 2009.
- EMS opens interdistrict grades K-1 in 2009 and Grade 6 in 2010 with environmental program, integrated with the IB curriculum.
- Students from Rogers will graduate from the EMS in Grade 5 in order to admit interdistrict students in Grade 6.
 - Students phased in for PreK, K, Grades 1, 2, and so on to be selected using the same criteria as those who attend the EMS middle school.
 - The full population of students from Rogers cannot be accommodated in Grade 6 in addition to admitting students from other districts, which is necessary to obtain funding.

Changes Required to the State and City Approved Plan with Rogers Relocation



- Remove the PreK program and develop a feeder for out-of-district students to enroll at a Stamford CLC site.
- Increase EMS enrollment in grades K-8 to 720 students: a 4 classroom model with 80 students per grade.
- Revise the EMS educational plan to offer the International Baccalaureate program.
- Adjust the Operations Plan so that 100% of the Stamford enrollment comes from a preferred zone.

Potential Implications of the Rogers Plan



- Needs State approval
- PreK elimination hinders recruitment
- Partner District reapproval
- Fewer K-5 seats for future students in the area



Stamford Public Schools

EXCELLENCE IS THE POINT.

If Rogers is moved to the new Environmental Interdistrict Magnet School, what will the preference zone for this school look like for future students?

Assumptions in Planning for Future Students at Rogers/EMS

336 K-5 students

- 80 students per grade (70% = 56 students from Stamford per grade)
- The PreK program will be eliminated, allowing these classrooms to house students in grades K - 5.

Rogers' Enrollment Trends



- In 2005, students were redistricted from Rogers to:
 - ❑ Make room for additional lottery students to meet the integration standard.
 - ❑ Make the school more attractive to advantaged lottery parents.
- Students on streets that had been districted to Rogers were grandfathered into their seats.
- Rogers' population is declining over time.

Rogers' Enrollment Trends 1997-2007



Stamford Public Schools

EXCELLENCE IS THE POINT.

	1997	1998	1999	2000	2001	2002	2003	2004	2005	2006	2007
1. Total Enrollment	708	703	675	683	663	630	628	563	592	564	525
2. Percent Minority at Rogers	64.1	66.0	67.4	67.2	68.2	69.8	70.1	70.5	74.5	71.8	70.3
3. Percent Minority Districtwide	52.7	53.1	53.3	54.0	54.4	55.5	57.1	58.0	59.3	59.8	60.7
4. Number of Lottery Applications for Kindergarten											
Majority	42	24	28	33	30	19	17	20	22	44	33
Minority	69	65	35	44	50	40	28	49	54	77	57

Brief History of School Closures and Busing in Stamford



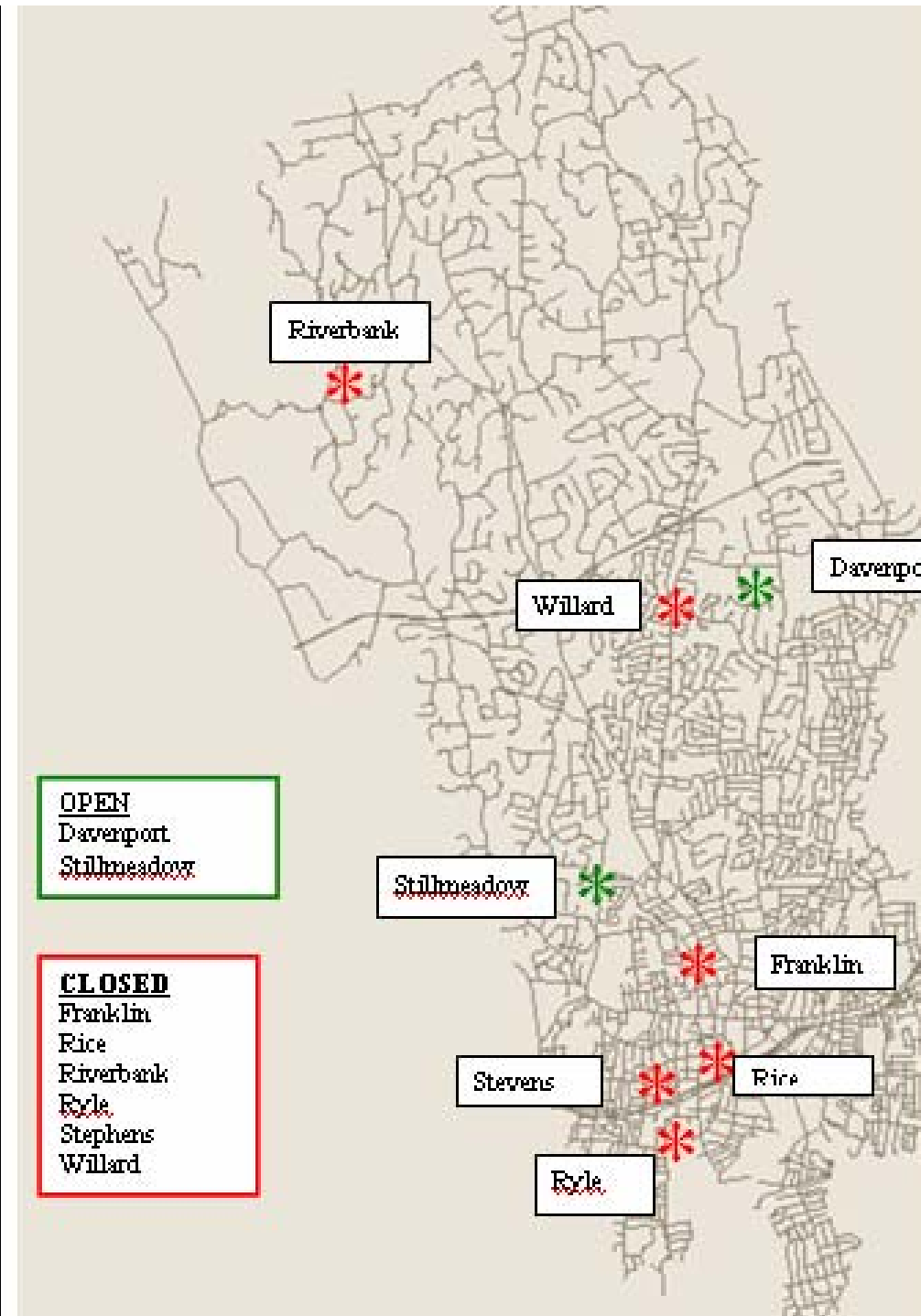
- Seven elementary schools were razed or sold in the 1960's, 1970's and 1980's: Belldown, Franklin, Rice, Riverbank, Ryle, Stevens, and Willard. Davenport and Stillmeadow were constructed.
- Number of students residing downtown and south of I-95 is larger than the capacity of schools in this area.
- 1430 students K-5 (21% of Stamford's elementary population) reside in mid-city or south of I-95, not in geographic proximity to an assigned elementary school. All of these students are bussed to their assigned schools.
 - Demographically, 80% of these students are disadvantaged.



Stamford Public Schools

EXCELLENCE IS THE POINT.

Schools Closed and Opened in Stamford in the 1960s, 1970s, and 1980s



K-5 Students Residing in the Southeast Area of Stamford



Polygon	Total Number	Number Attending their Assigned School
KT Murphy 1	490	372
KT Murphy 4	6	6
Rogers 1	411	338
Rogers 4	2	2
Toquam 1	38	18
Toquam 2	112	84
Toquam 3	88	59
Westover 1	37	18
Westover 2	39	12
	1173	909*

*Of the 264 students residing in Southeast Stamford but not attending KT Murphy or Rogers, some are enrolled at magnet schools, in bilingual programs, in particular special education programs or granted out-of-district permission.

Capacity for Student Enrollment with Addition of EMS



	Projected Enrollment 2008-2009 for K-5 Stamford Population	Estimated Capacity
Rogers	536	650
K.T. Murphy	520	480
Environmental Magnet School (PreK– Grade 8)*	252	252

Total Seats Available to Stamford Students in Downtown/Southeast Area (by school capacity) under Original Plan for EMS Configuration: **1382 seats**

Available Additional Space for Magnet Students from Other Parts of Stamford:
1382 (estimated capacity) – 1173 (current number of students) = 209 seats

* School will not open until 2009-2010. Enrollment for 2008 is 0.

Possible Closing Scenarios for Southeast Stamford



Scenario A: The Environmental Magnet School opens as a PreK – 8 School and K.T. Murphy and Rogers remain open. The capacity of all three schools is 1382 seats (650 for Rogers + 480 for KTM + 252 for EMS).

- Result: Addition of 209 seats for at-large students in Stamford

Scenario B: The Environmental Magnet School opens as a K-8 School (PreK is eliminated) and K.T. Murphy remains open. Rogers closes. The capacity of the two schools is 816 seats (336 for the EMS + 480 for KTM).

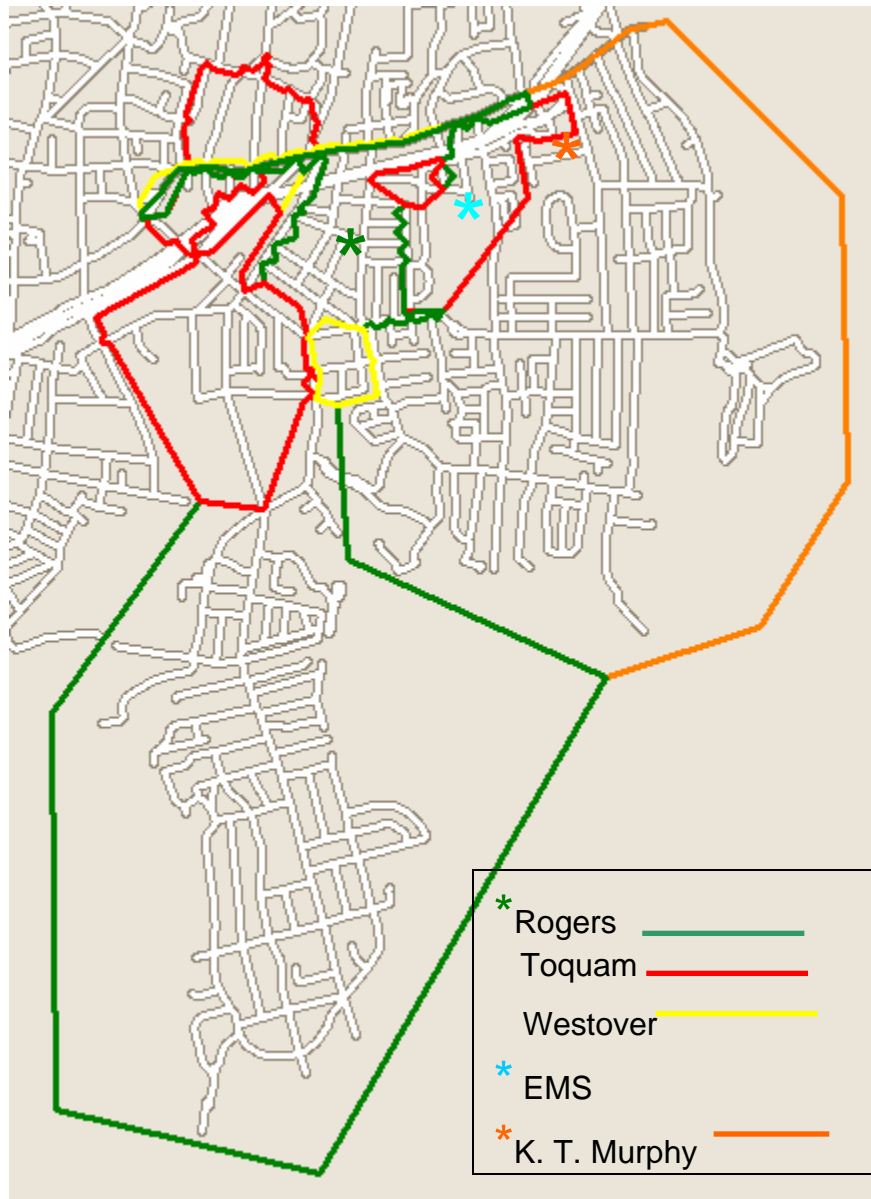
- Result: Loss of 357 seats



Stamford Public Schools

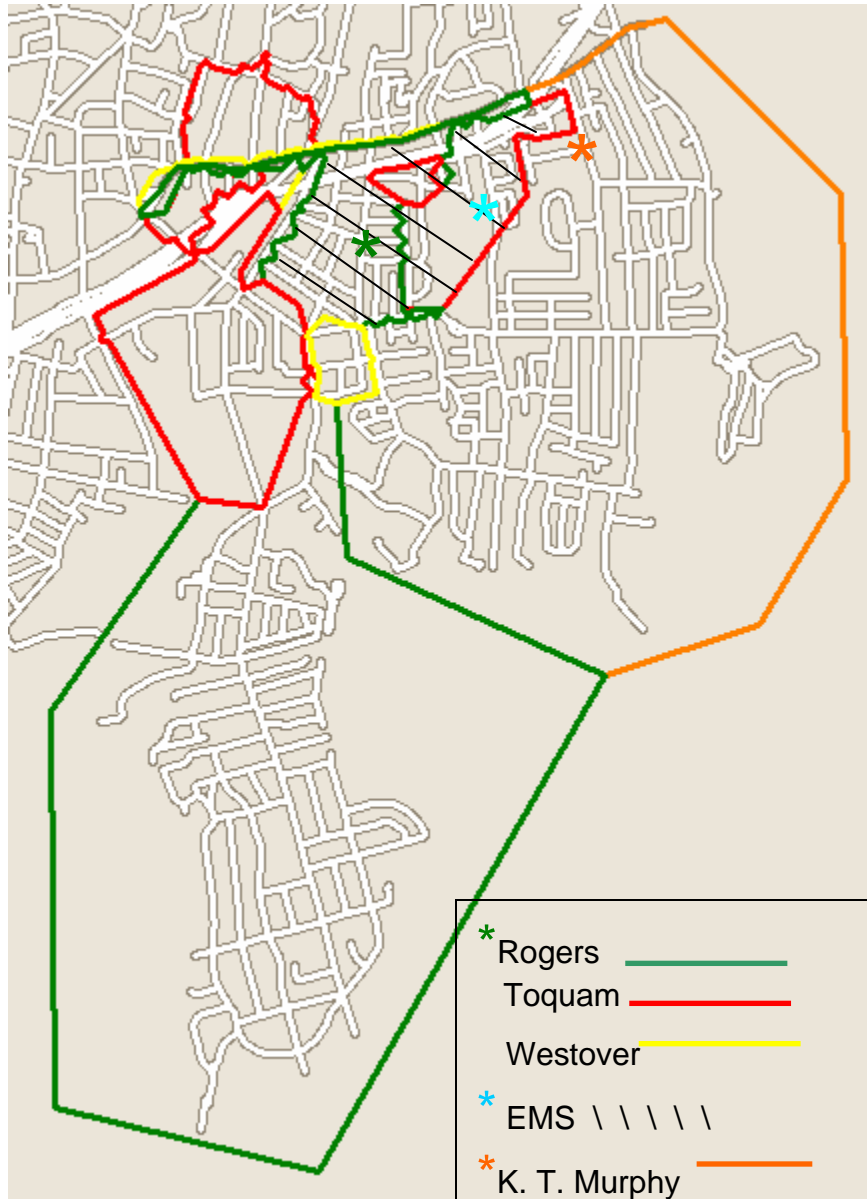
EXCELLENCE IS THE POINT.

Current Rogers District Area Enrollment



- Map shows Southeast area of Stamford, bounded by East Main Street and East Harbor.
- Map includes elementary attendance areas for K. T. Murphy, Rogers, and Westover.
- EMS, K. T. Murphy, and Rogers are located in this area.
- A total of 432 students K-5 reside in the area and attend Rogers, 284 (66%) are walkers. These students include district, lottery, bilingual, special ed, and students granted out of district.
- A total of 1173 K-5 students reside in this area.

Rogers District to EMS: Scenario 1-- Walkers only to EMS



- Map shows Southeast area of Stamford, bounded by East Main St. and East Harbor.
- A preference zone is created for EMS that includes 334 Stamford students – all walkers – 229 from Rogers attendance area and 105 from Toquam II attendance area.
- A total of 146 students would come to EMS from out of town.
- Phase-in of EMS would begin with grades K and 1 in 2009-10.

Strengths:

- 100% of Stamford students in the EMS preference zone would walk to school.

Limitations:

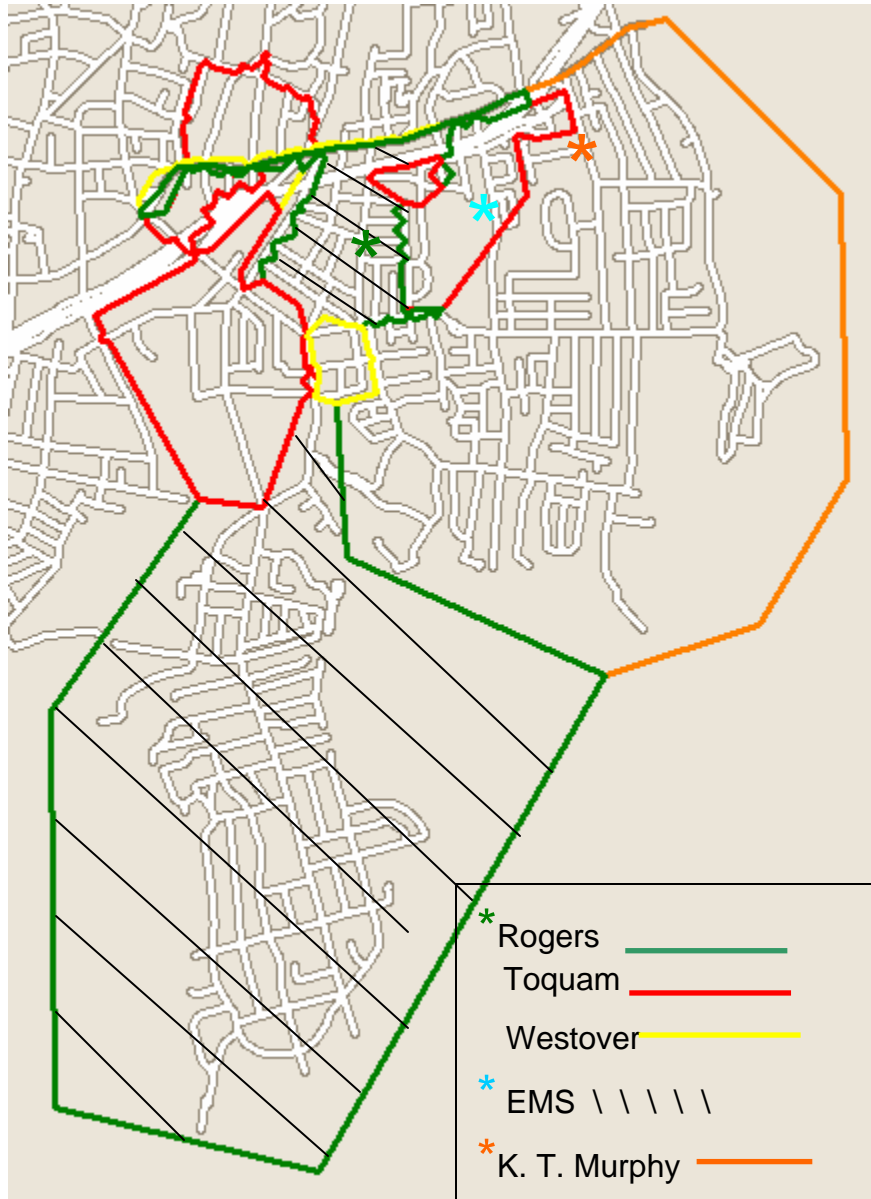
- Some streets (in Shippan) currently assigned to Rogers would not be in the preference zone for EMS. Students from these streets could not walk to EMS.
- The percent of disadvantaged students at EMS would be 66%, with 20% disadvantaged population assumed for students from out of town. This balance does not meet Stamford’s integration standard.
- No lottery seats at EMS for Stamford students city-wide.

Rogers District to EMS: Scenario 2 – Existing Rogers District to EMS



Stamford Public Schools

EXCELLENCE IS THE POINT.



- Map shows Southeast area of Stamford, bounded by East Main St. and East Harbor.
- A preference zone is created for EMS that includes all students who reside in the Rogers district (340); 229 (67%) are walkers.
- A total of 140 students would come to EMS from out of town.

Strengths:

- All students currently enrolled in Rogers from the attendance area would continue at EMS.
- If 20% of out of town students at EMS are disadvantaged, the overall balance at EMS would be 52%. This balance meets Stamford's integration standard.

Limitations:

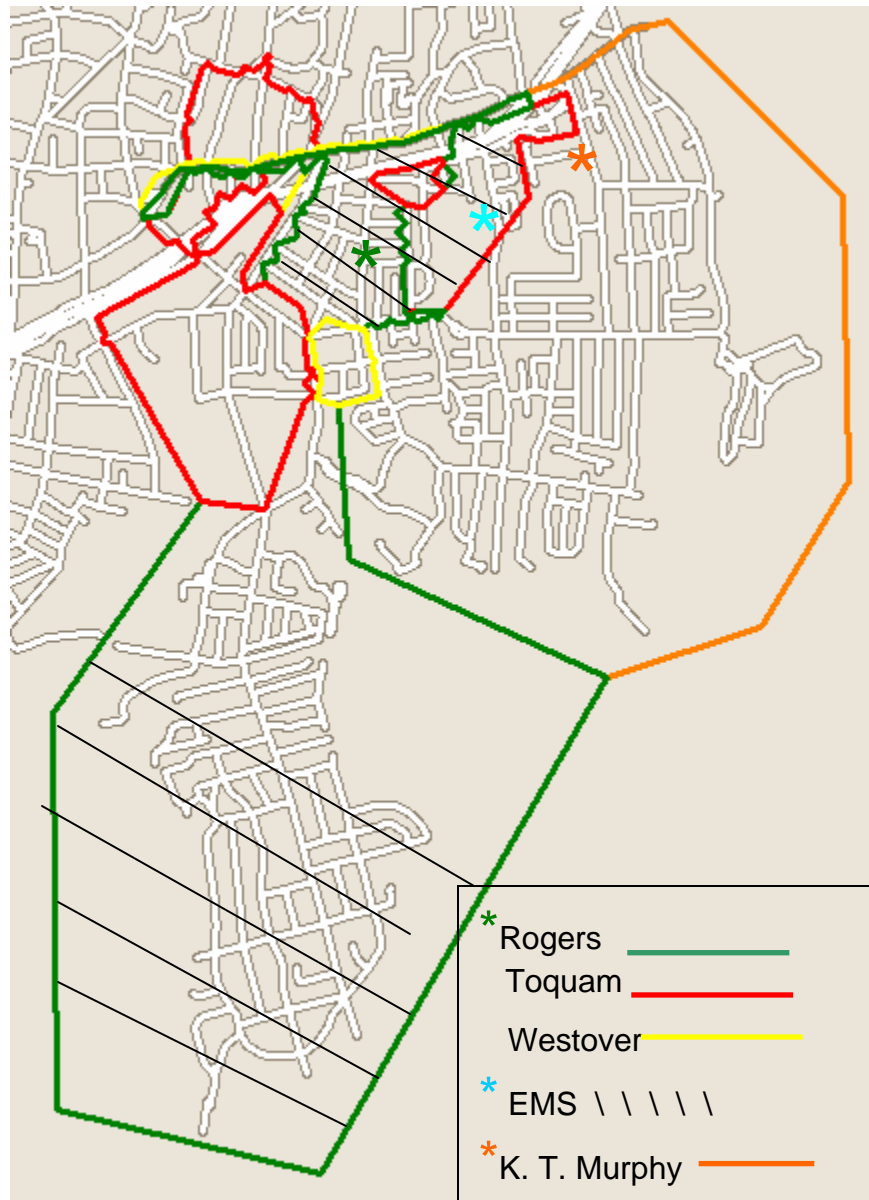
- No lottery seats at EMS for Stamford students city-wide.
- No lottery seats at EMS for students residing in Toquam II. This area is in walking distance of EMS.
- Only 67% of Stamford students in the EMS preference zone would walk to school.

Rogers District to EMS: Scenario 3 – Mixed District



Stamford Public Schools

EXCELLENCE IS THE POINT.



- Map shows Southeast area of Stamford, bounded by East Main St and East Harbor.
- A preference zone is created for EMS that includes 336 Stamford students, 231 from Rogers attendance area and 105 from Toquam II attendance area; 276 (82%) are walkers.
- A total of 144 students would come to EMS from out of town.

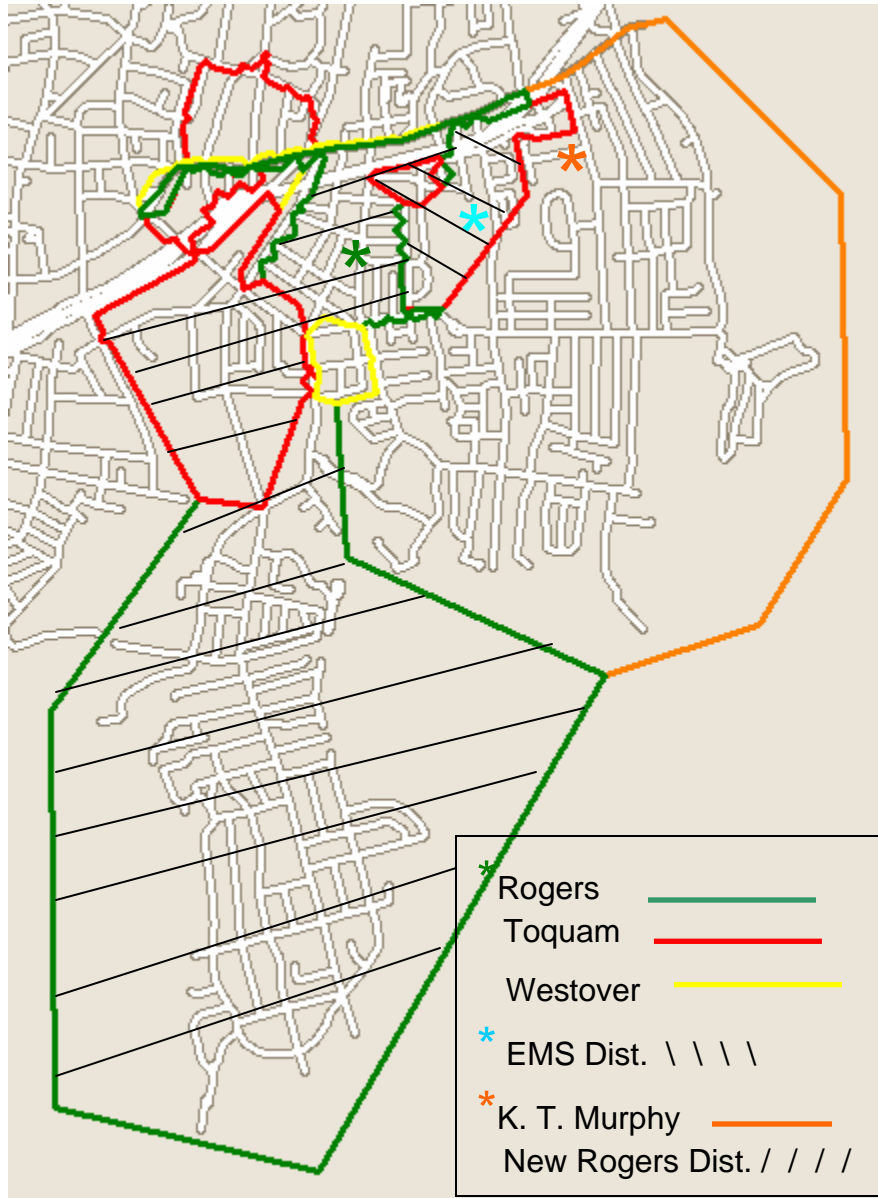
Strengths:

- Students residing in Toquam II area would attend EMS. This area is in walking distance to EMS.
- Most Stamford students (82%) in the EMS preference zone would walk to school.
- If 20% of out of town students are disadvantaged, the overall balance at EMS would be 56%. This balance meets Stamford's integration standard.

Limitations:

- No lottery seats at EMS for Stamford students city-wide.
- Some streets (Upper Shippan) currently assigned to Rogers would not be in the preference zone for the EMS.

Toquam District Assigned to EMS, PreK – 8: Scenario 4



- Map shows Southeast area of Stamford, bounded by East Main St and East Harbor.
- A preference zone is created for EMS that includes 30 students from Rogers and 105 students from Toquam II attendance area.
- A total of 108 students would come to EMS from out of town.
- A total of 117 seats K-5 would be available for Stamford students city-wide.

Strengths:

- EMS would include grades PreK-8.
- Lottery seats at EMS would be available to Stamford students city-wide.
- Rogers would be able to accommodate an additional 110 students.
- A large percent of students in the southeast area would walk to school (100% to EMS and 60% to Rogers).
- If 20% of the out of town students at EMS are disadvantaged, the overall balance at EMS would be 55%. This balance meets Stamford's integration standard.

Limitations:

- A very small number of streets currently assigned to Rogers would be in the preference zone for EMS.

Comparison of the Scenarios



Stamford Public Schools

EXCELLENCE IS THE POINT.

	Scenario 1	Scenario 2	Scenario 3	Scenario 4
Redistricting Criteria	Walkers only to EMS	Rogers to EMS	Part of Rogers and Toquam to EMS	Toquam II to EMS
1. Increase number of walkers	+105	0	+47	+215
2. Balance schools to +/-10% of new integration metric				
- EMS	66%	52%	56%	55%
- K.T. Murphy	Req. Redist.	Req. Redist.	Req. Redist.	Enrollment to EMS to Correct Balance and Capacity
- Rogers	Req. Redist.	Req. Redist.	Req. Redist.	Req. Redist.
- Toquam	--	--	--	--
3. Minimize disruption (number of students moved)	109	0	119	Sept. 2008 Kindergarten
4. Change length of bus rides	TBD	--	TBD	--



Stamford Public Schools

EXCELLENCE IS THE POINT.

Another Option:

Moving the Toquam Bank Street
Program to Stark

Toquam Relocation to Stark



Reasons for consideration:

- Toquam is a high-achieving school that has met AYP for all subgroups consistently over time.
- The Bank Street program is a well-respected school model that could benefit more students in the Stark neighborhood than it can in its current facility.
- Preserving Toquam as a magnet school will allow parents to have more choice – five elementary magnet schools when the Environmental Interdistrict Magnet School opens – among schools in Stamford.
- Students from the current Stark district have to be redistricted in any scenario.

Toquam – Stark Transition



Three possible transition options:

- All Stark staff are redistributed at once and most Toquam staff are relocated to Stark. Stark students that are grandfathered stay at the Stark School site and are taught by additionally hired Toquam teachers. Some Toquam teachers remain at the Toquam site until grandfathered students have graduated.
- Stark teachers remain at the Stark School site to teach the Stark students that are grandfathered there. Toquam is phased in at Grades K-2 in 2009 at Stark.
- All Stark staff are redistributed immediately in September 2009 and a full redistricting of Stark students occurs at once. The Toquam program and students move to the Stark School site.

Toquam Moved to Stark: Scenario 5



Stamford Public Schools

EXCELLENCE IS THE POINT.



- Map shows attendance areas for Toquam and Stark.
- A preference zone is created for EMS that includes 161 students from Toquam's attendance areas I, II, and III, 175 students from Stamford city-wide, and 144 students from out of town.
- A total of 214 Stark students from Custer area would be reassigned to Davenport, Newfield, or Springdale.

Strengths:

- Increases number of walkers among students residing in Southeast portion of Stamford.
- Opens 175 seats at EMS to Stamford students city-wide.
- Increases number of magnet seats city-wide.
- Increases choices. There would be five elementary magnet schools.
- Continues Bank Street program.
- Reassigns streets from Stark necessary for meeting Stamford's integration standard.
- Responds to state and federal accountability requirements for Stark.

Limitations:

- Increases bus ride times for students on reassigned streets.

Comparison of all Scenarios



EXCELLENCE IS THE POINT.

	Scenario 1	Scenario 2	Scenario 3	Scenario 4	Scenario 5
	Walkers only to EMS	Rogers to EMS	Part of Rogers and Toquam to EMS	Toquam II to EMS	Toquam to Stark
1. Increase number of walkers	+105	0	+47	+215	+84
2. Balance schools to +/-10% of new integration metric					
- EMS	66%	52%	56%	55%	52%
- K.T. Murphy	Req. Redist.	Req. Redist.	Req. Redist.	Enrollment to EMS to Correct Balance and Capacity	Enrollment to EMS to Correct Balance and Capacity
- Rogers	Req. Redist.	Req. Redist.	Req. Redist.	Req. Redist.	Req. Redist.
- Stark	Req. Redist.	Req. Redist.	Req. Redist.	Req. Redist.	52%
- Toquam	--	--	--	--	--
3. Minimize disruption (number of students moved)	109	0	119	Sept. 2008 Kindergarten	214
4. Change length of bus rides	TBD	--	TBD	--	+10-15 Min.