

Revenue

Mixed Media

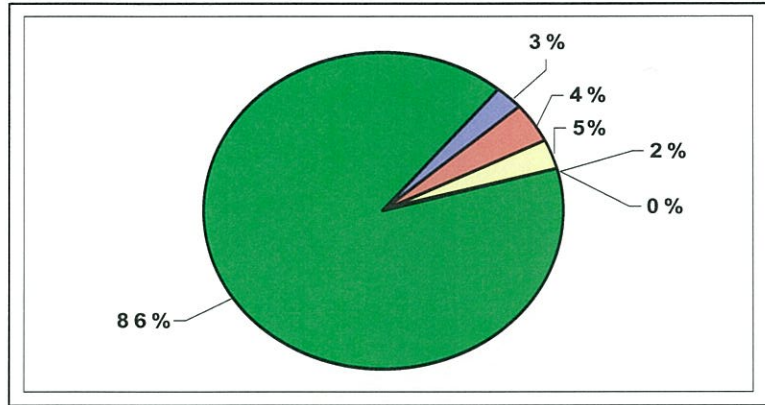
By Students from Dolan Middle School, Grade 7

Teacher: Jody Tiedomann

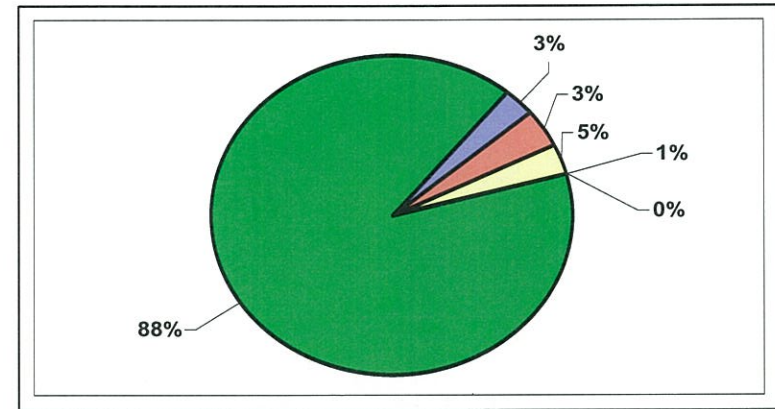
Students: Adrianna Franco, Dorothy Gepner, Sabina Pierre-Louis, Holly Matura, Jordan Pielori

2011-12 BUDGET OF THE STAMFORD PUBLIC SCHOOLS TOTAL REVENUE BUDGET

2010-11



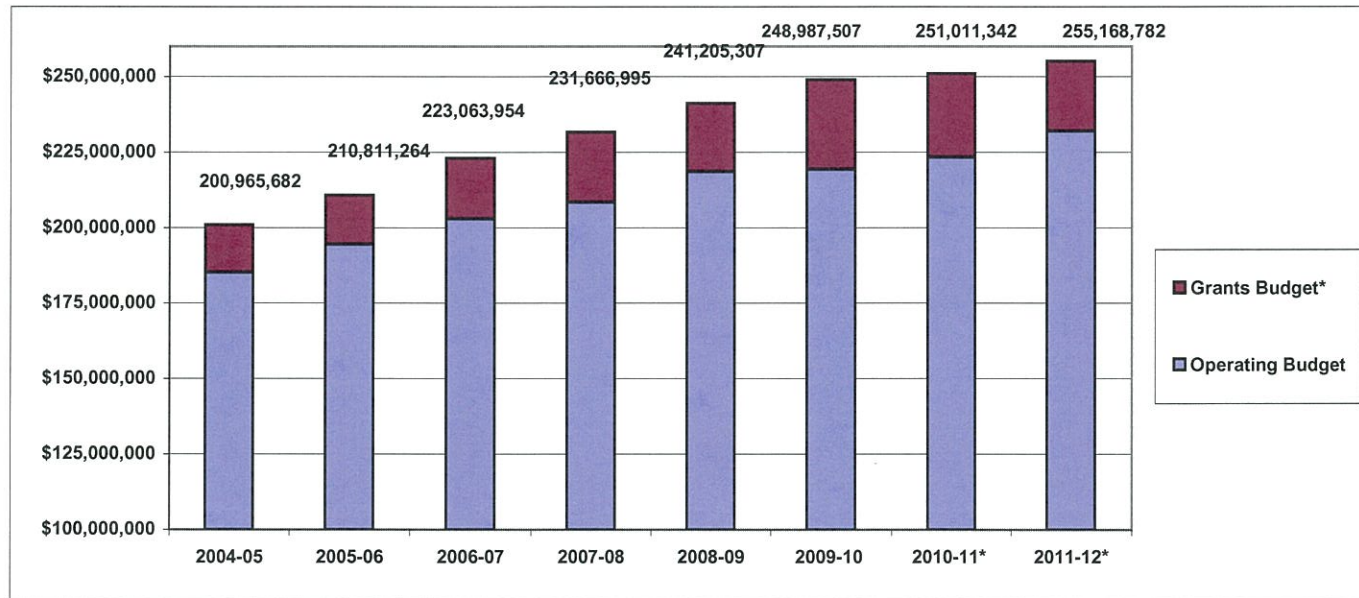
2011-12



| | |
|--------------------------------|--------------------|
| State Entitlements | 8,149,618 |
| Federal Grants | 9,229,955 |
| State Grants | 11,620,638 |
| Private Grants | 6,778,546 |
| Other Income | 78,000 |
| City of Stamford | 215,154,585 |
| Total Oper/Grant Budget | 251,011,342 |

| | | |
|--------------------------------|--------------------|---------------|
| State Entitlements | 8,221,310 | 3.2% |
| Federal Grants | 8,659,235 | 3.4% |
| State Grants | 11,715,769 | 4.6% |
| Private Grants | 2,794,704 | 1.1% |
| Other Income | 54,000 | 0.0% |
| City of Stamford | 223,723,764 | 87.7% |
| Total Oper/Grant Budget | 255,168,782 | 100.0% |

2011-12 BUDGET OF THE STAMFORD PUBLIC SCHOOLS REVENUE BY SOURCE



| | 2004-05 | 2005-06 | 2006-07 | 2007-08 | 2008-09 | 2009-10 | 2010-11* | 2011-12* |
|------------------|--------------------|--------------------|--------------------|--------------------|--------------------|--------------------|--------------------|--------------------|
| Operating Budget | 185,265,181 | 194,527,805 | 203,056,708 | 208,532,549 | 218,609,176 | 219,408,146 | 223,382,203 | 231,999,074 |
| Grants Budget* | 15,700,501 | 16,283,459 | 20,007,246 | 23,134,446 | 22,596,131 | 29,579,361 | 27,629,139 | 23,169,708 |
| Total | 200,965,682 | 210,811,264 | 223,063,954 | 231,666,995 | 241,205,307 | 248,987,507 | 251,011,342 | 255,168,782 |

* = award amount as of budget printing date

**2011-12 BUDGET OF THE STAMFORD PUBLIC SCHOOLS
GENERAL FUND REVENUE TO CITY OF STAMFORD**

| | Actual 2007-08 | Actual 2008-09 | Actual 2009-10 | Estimated 2010-11** | Estimated 2011-12** |
|--|---------------------------|---------------------------|---------------------------|--------------------------------|--------------------------------|
| REVENUE STATE OF CONNECTICUT | | | | | |
| Education Cost Sharing | 7,302,455 | 7,345,570 | 6,726,009 | 6,903,179 | 7,978,877 |
| Public Transportation | 125,491 | 156,263 | 132,417 | 758,816 | 120,000 |
| Non-Public Transportation | 29,005 | 42,199 | 31,040 | 397,190 | 32,000 |
| Special Education Equity | | | | | |
| Vocational Agriculture Operating Grant | 116,886 | 94,762 | 90,433 | 90,433 | 90,433 |
| TOTAL STATE REVENUE | \$7,573,837 | \$7,638,794 | \$6,979,899 | \$8,149,618 | \$8,221,310 |
| OTHER REVENUE | | | | | |
| Tuitions | 66,912 | 121,701 | 99,316 | 75,000 | 52,000 |
| Miscellaneous | 0 | 2,586 | 495 | 3,000 | 2,000 |
| TOTAL OTHER REVENUE | \$66,912 | \$124,287 | \$99,811 | \$78,000 | \$54,000 |
| TOTAL REVENUE | \$7,640,749 | \$7,763,081 | \$7,079,710 | \$8,227,618 | \$8,275,310 |
| TOTAL OPERATING BUDGET | \$208,429,611 | \$218,538,656 | \$219,237,351 | \$223,382,203 | \$231,999,074 |
| NET COST TO CITY | \$200,788,862 | \$210,775,575 | \$212,157,641 | \$215,154,585 | \$223,723,764 |

**= Latest Estimate based on best available information